

SYMBOL SCHEDULE

- WIRING SYSTEM CONCEALED IN WALL OR CEILING. CROSS LINES INDICATE NUMBER OF WIRES. NO CROSS LINES INDICATES TWO WIRES. (GROUND WIRES ARE NOT SHOWN)
- WIRING SYSTEM CONCEALED IN OR UNDER SLAB OR UNDERGROUND.
- BRANCH CIRCUIT HOMERUN TO PANEL.
- JUNCTION BOX WITH CONNECTION TO EQUIPMENT SERVED.
- SINGLE POLE SWITCH, 20 AMP, 120/277 VOLT, HUBBELL 1221, OR EQUAL.
- THREE WAY SWITCH, 20 AMP, 120/277 VOLT, HUBBELL 1223, OR EQUAL.
- INDICATES TWO LEVEL SWITCHING. SWITCH OUTER TWO LAMPS OF FIXTURES TOGETHER AND THE INNER LAMP(S) TOGETHER.
- FRACTIONAL HORSEPOWER MANUAL MOTOR STARTER.
- DUPLEX RECEPTACLE, 15 AMP, 120 VOLT (USE 20 AMP FOR SINGLE RECEPTACLE ON A CIRCUIT), HUBBELL 5252, OR EQUAL.
- DUPLEX RECEPTACLE MOUNTED ABOVE COUNTER BACKSPASH, OR AT HEIGHT NOTED.
- QUAD RECEPTACLE. TWO NEMA 5-15R DUPLEX RECEPTACLES.
- STANDARD NEMA 5-15R DUPLEX RECEPTACLE FOR ELECTRIC WATER COOLER. COORDINATE LOCATION WITH PLUMBING CONTRACTOR.
- GROUND FAULT RECEPTACLE. NEMA 5-15R DUPLEX.
- ISOLATED GROUND RECEPTACLE. NEMA 5-15R DUPLEX.
- WEATHERPROOF RECEPTACLE. NEMA 5-15R DUPLEX. RACO #5001 OR EQUAL.
- TELE/DATA OUTLET. 3/4" EC TO ABOVE ACCESSIBLE CEILING. 4" SQUARE BOX WITH A SINGLE-GANG OPENING AND PLASTER RING.
- TELE/DATA OUTLET MOUNTED ABOVE COUNTER BACKSPASH, OR AT HEIGHT NOTED.
- NON-FUSED HEAVY DUTY DISCONNECT SWITCH. NUMERALS INDICATE SWITCH RATING. NEMA 1 ENCLOSURE, UNLESS OTHERWISE NOTED.
- FUSED HEAVY DUTY DISCONNECT SWITCH. NUMERALS INDICATE SWITCH RATING/FUSE SIZE. NEMA 1 ENCLOSURE, UNLESS OTHERWISE NOTED.
- CIRCUIT BREAKER. NUMERALS INDICATE RATING. NEMA 1 ENCLOSURE, UNLESS OTHERWISE NOTED.
- PLYWOOD TELEPHONE BACKBOARD. SIZE AS INDICATED ON RISER.
- PANELBOARD. SEE SCHEDULE FOR MOUNTING. TOP OF PANEL AT 6"-6" AFF.
- FLUORESCENT LIGHTING FIXTURE. SEE FIXTURE SCHEDULE.
- SECURITY DEVICE. STUB 3/4" EC TO ABOVE ACCESSIBLE CEILING.
- FLUORESCENT OR H.I.D. LIGHTING FIXTURE. SEE FIXTURE SCHEDULE.
- CONNECTION TO MOTOR. STARTER PROVIDED BY OTHERS UNLESS OTHERWISE NOTED.
- DIMENSION INDICATES HEIGHT ABOVE FINISHED FLOOR AT WHICH CENTER OF DEVICE IS TO BE MOUNTED.
- ABOVE FINISHED FLOOR.
- NEMA 3R
- EMPTY CONDUIT WITH PULL WIRE.
- WEATHERPROOF
- FLUORESCENT FIXTURE WITH EMERGENCY BATTERY PACK. 1100 LUMEN INVERTER. SEE FIXTURE SCHEDULE. BURN CONTINUOUSLY.
- EXIT LIGHT WITH ARROWS AND NUMBERS OF FACES AS INDICATED ON PLANS. SEE FIXTURE SCHEDULE.
- DOUBLE HEAD POLE FIXTURE. SEE FIXTURE SCHEDULE.
- SPECIAL OUTLET. SEE PLANS.
- TIMER

NOTES: 1. SEE DETAIL FOR STANDARD MOUNTING HEIGHTS OF ALL DEVICES, UNLESS OTHERWISE NOTED.
 2. ALL DEVICES (SWITCHES AND RECEPTACLES) SHALL BE WHITE WITH WHITE COVERS/PLATES, UNLESS OTHERWISE NOTED.

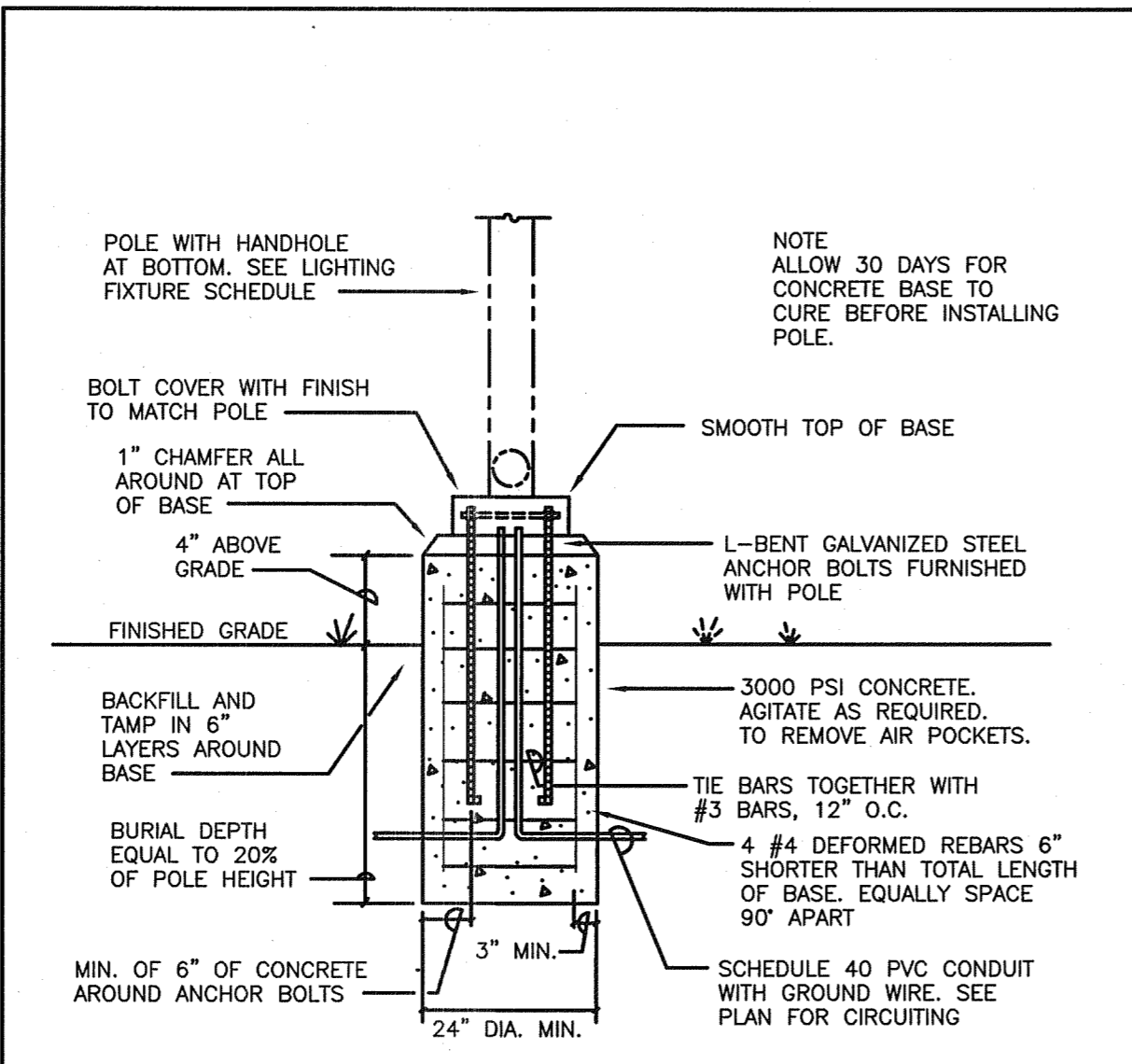
NORTH CAROLINA ENERGY CODE

APPENDIX B (IBC 2006-NC BLDG. CODE 2009)
 ELECTRICAL SUMMARY

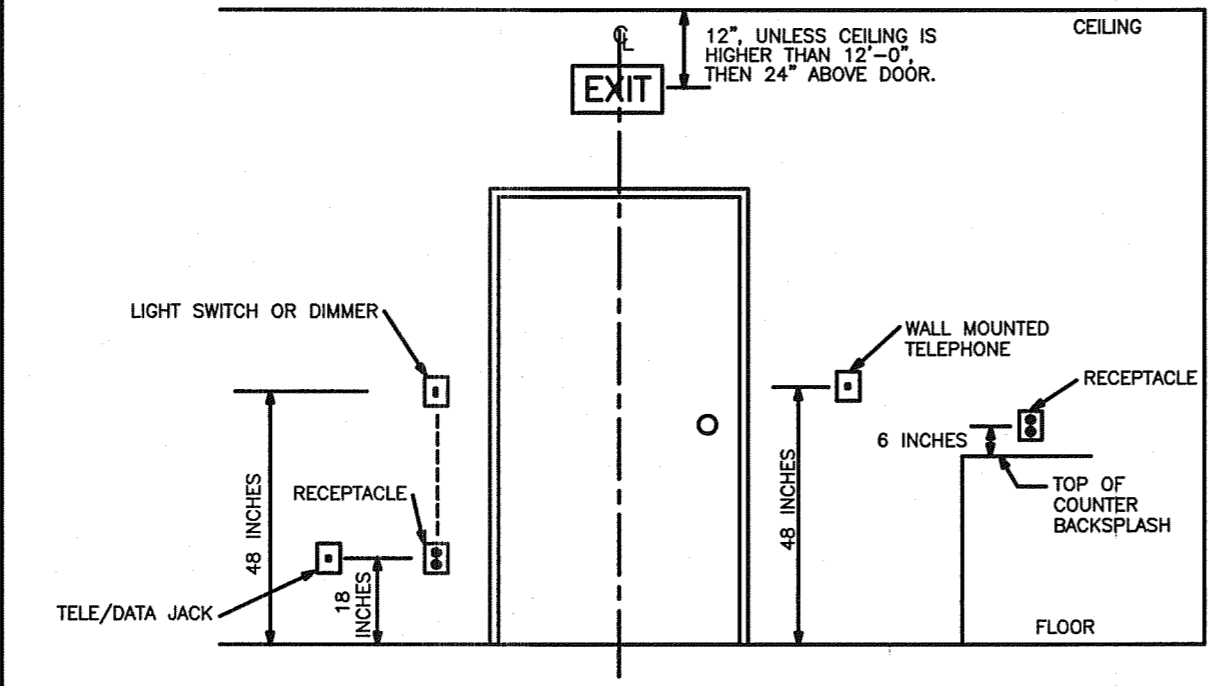
METHOD OF COMPLIANCE:
 PRESCRIPTIVE PERFORMANCE ENERGY COST BUDGET

LIGHTING SCHEDULE
 LAMP TYPE REQUIRED IN FIXTURE
 NUMBER OF LAMPS IN FIXTURE
 BALLAST TYPE USED IN THE FIXTURE
 NUMBER OF BALLASTS IN FIXTURE
 TOTAL WATTAGE PER FIXTURE
 TOTAL INTERIOR WATTAGE SPECIFIED VS ALLOWED 0.75W/SQ.FT. VS. 1.0W/SQ.FT.
 TOTAL EXTERIOR WATTAGE SPECIFIED VS ALLOWED N/A
 THE SOURCE EFFICACY OF ALL EXTERIOR LIGHTS GREATER THAN 100W IS GREATER THAN 60 LUMENS PER WATT.

EQUIPMENT SCHEDULES WITH MOTORS (NOT USED FOR MECHANICAL SYSTEMS)
 MOTOR HORSEPOWER N/A
 NUMBER OF PHASES N/A
 MINIMUM EFFICIENCY N/A
 MOTOR TYPE N/A
 NUMBER OF POLES N/A

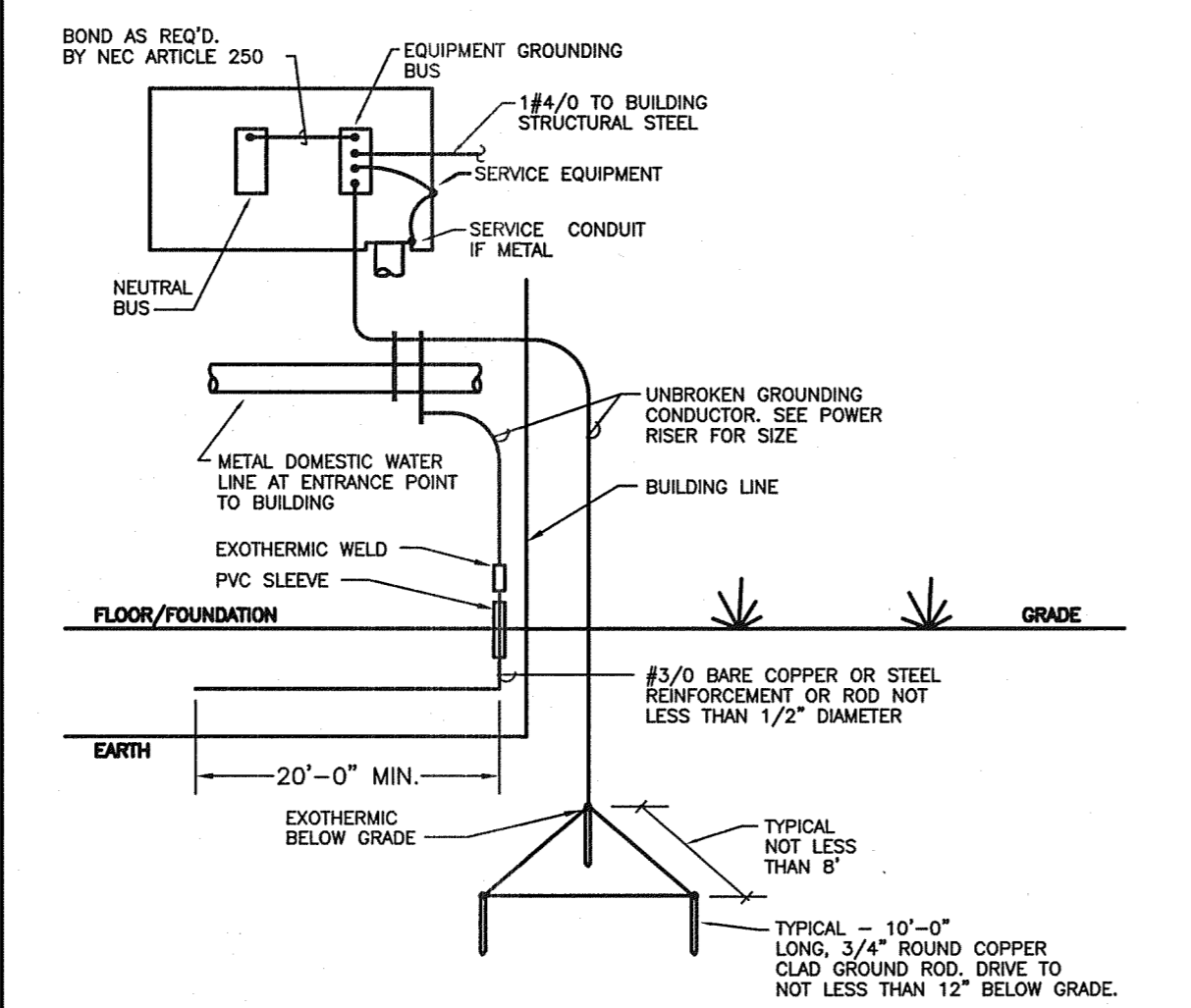


2 POLE BASE DETAIL
 NO SCALE

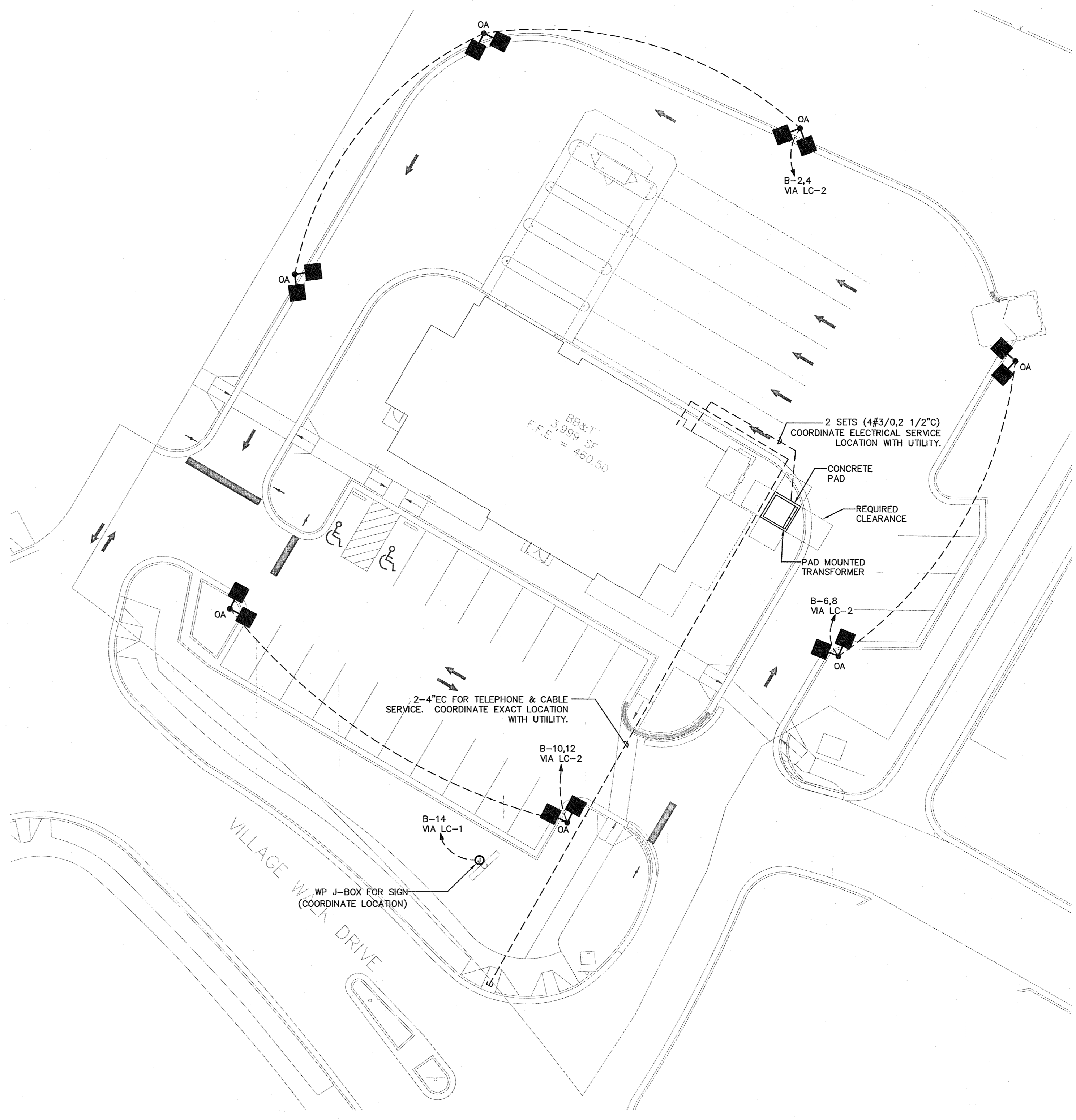


NOTES: 1. ALL DIMENSIONS ARE TO CENTER LINE OF DEVICE, UNLESS OTHERWISE NOTED.

3 MOUNTING HEIGHTS OF DEVICES - ELEVATION
 NO SCALE



4 SERVICE GROUND DETAIL
 NO SCALE



1 SITE LIGHTING - ELECTRICAL
 1"=20'


L A M B E R T
 ARCHITECTURE - INTERIORS

2400 Reynolds Road
 Suite 202
 Winston-Salem, NC 27106
 Phone 336 777 3657
 Fax 336 777 3658
 www.lambert.com

optima
 engineering
 1927 South Tryon St., Suite 300, Charlotte NC 28203
 Phone: 704-338-1292 • www.optimaps.com
 North Carolina License Number C-0914

BB&T

BRANCH BANK
 701 VILLAGE WALK DRIVE
 HOLLY SPRINGS, NC
 BB&T PLANON # DEN-00000126



- OWNER REVIEW
- PRELIMINARY DOCUMENTS
- DESIGN DEVELOPMENT DOCUMENTS
- PERMITTING DOCUMENTS
- BID DOCUMENTS
- CONSTRUCTION DOCUMENTS
- RECORD DOCUMENTS

REVISIONS:

JOB NO: 10036
 SHEET

E1.1 1 OF 8

DATE: 10/15/2010
 DRAWN: MH/CMP